

How to Sort and Dispose Garbage

& 2020 Collection Schedule

Morioka Area ⑪

Rules for disposing garbage

- Please take your garbage to your designated collection site.
- Please dispose your garbage, following the collection schedule.
Take your garbage to the designated collection site by 8:30 a.m. on the collection day. The garbage put out on a wrong collection day or after the collection time will be left uncollected.






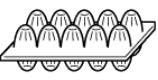
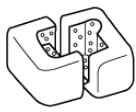




















- Please ensure proper sorting and place garbage in a transparent or semi-transparent plastic bag.
The garbage without proper sorting will be left uncollected.

Notice

No collection on July 24, 2020 and January 1, 2021.
Irregular collection on July 22, 2020 and December 30, 2021. Collection of December 30 is burnable waste only.

◆ The garbage you can dispose by taking to the collection site ◆

Every Friday (Once a week collection for all wastes)

Types of Garbage	Collection day	Examples of Waste	How to Dispose
 <p>Plastic containers and packaging</p>		<p>Items with the  logo. Containers and packaging must be fairly clean and dry.</p>       	<p>Transparent or semi-transparent bags must be used. Rinse or wipe off containers and packaging to remove the residue and dirt (dry off after rinsing). If price labels and product labels on containers and packaging don't come off easily, dispose those without peeling off. If items are with dirt not easily coming off or with too much dirt, dispose those items either as burnable waste (soft items) or as non-burnable waste (hard items).</p>
 <p>Used paper</p>		  	<p>Newspapers: Bind with a string or place them in a bag for recycling newspaper. Cardboard: Bind with a string. Do not use bags. Magazines/other papers: Bind with a string or place them in a paper bag/transparent or semi-transparent bag. Remove materials other than paper, such as plastic sheets.</p>
 <p>Glass bottles/ Cans/ PET bottles</p>		   	<p>Separate items into glass bottles, PET bottles, cans, and compressed gas cassettes/spray cans. Place them in transparent or semi-transparent bags. Make sure to remove lids from glass bottles and dispose them as non-burnable waste. Rinse off the inside of bottles and cans. Use up the contents of compressed gas cassettes and spray cans, and be sure to pierce them before putting them in a separate bag for disposal.</p>
 <p>Burnable waste</p>		   	<p>Drain kitchen scraps of water fully. Transparent or semi-transparent bags must be used. Futons and carpets must be folded into a bundle no longer than 1m and bound with a string.</p>
 <p>Non-burnable waste</p>		  	<p>Transparent or semi-transparent bags must be used. For bottles/cans of oil or paint, make sure contents are not left inside. Batteries must be removed from electric appliances. If the size of an item is more than 1m, it must be disposed as bulky waste.</p>