

How to Sort and Dispose Garbage

& 2020 Collection Schedule

Morioka Area ⑥

Rules for disposing garbage




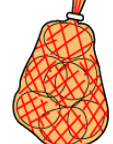

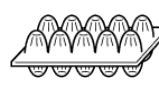



















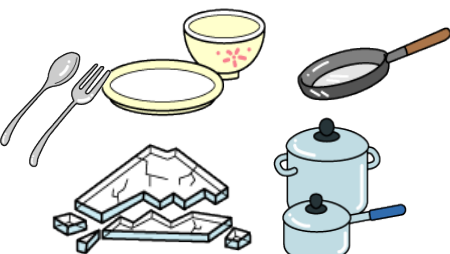


- Please take your garbage to your designated collection site.
 - Please dispose your garbage, following the collection schedule.
- Take your garbage to the designated collection site by 8:30 a.m. on the collection day. The garbage put out on a wrong collection day or after the collection time will be left uncollected.

- Please ensure proper sorting and place garbage in a transparent or semi-transparent plastic bag.
- The garbage without proper sorting will be left uncollected.

Notice

There is no garbage collection from December 31, 2020 to January 2, 2021 (Plastic containers and packaging will be closed from December 31 to January 3).

◆ The garbage you can dispose by taking to the collection site ◆

Types of Garbage	Collection day	Examples of Waste	How to Dispose									
 <p>Plastic containers and packaging</p>	Every Thursday	<p>Items with the  logo. Containers and packaging must be fairly clean and dry.</p>     <p>Bags for snacks Nets for fruits Containers for foods Egg packages</p>    <p>Styrene form Bottles for cleanser, shampoo Caps and labels of PET bottle</p>	<p>Transparent or semi-transparent bags must be used.</p> <p>Rinse or wipe off containers and packaging to remove the residue and dirt (dry off after rinsing).</p> <p>If price labels and product labels on containers and packaging don't come off easily, dispose those without peeling off.</p> <p>If items are with dirt not easily coming off or with too much dirt, dispose those items either as burnable waste (soft items) or as non-burnable waste (hard items).</p>									
		 <p>Used paper</p>	1st Wednesday of every month	   <p>Newspapers (also inserted flyers) Magazines/other paper (note pads, tissue boxes, calendars, Paper bags, copy paper, etc.) Cardboard</p>	<p>Newspapers: Bind with a string or place them in a bag for recycling newspaper.</p> <p>Cardboard: Bind with a string. Do not use bags.</p> <p>Magazines/other papers: Bind with a string or place them in a paper bag/transparent or semi-transparent bag. Remove materials other than paper, such as plastic sheets.</p>							
Schedule	APR.			MAY	JUNE	JULY	AUG.	SEP.	OCT.	NOV.	DEC.	JAN.
	1	6	3	1	5	2	7	4	2	6	3	3
 <p>Glass bottles/Cans/PET bottles</p>	1st and 3rd Monday of every month	    <p>Glass bottles Cans Compressed gas cassettes/spray cans PET bottles</p>	<p>Separate items into glass bottles, PET bottles, cans, and compressed gas cassettes/spray cans. Place them in transparent or semi-transparent bags. Make sure to remove lids from glass bottles and dispose them as non-burnable waste.</p> <p>Rinse off the inside of bottles and cans. Use up the contents of compressed gas cassettes and spray cans, and be sure to pierce them before putting them in a separate bag for disposal.</p>									
		Schedule	APR.	MAY	JUNE	JULY	AUG.	SEP.	OCT.	NOV.	DEC.	JAN.
	6-20	4-18	1-15	6-20	3-17	7-21	5-19	2-16	7-21	4-18	1-15	1-15
 <p>Burnable waste</p>	Every Tuesday and Friday	     <p>Kitchen scraps Tree branches and wood scraps Paper scraps Aluminum foil Rubber/clothing/leather items</p>	<p>Drain kitchen scraps of water fully.</p> <p>Transparent or semi-transparent bags must be used.</p> <p>Futons and carpets must be folded into a bundle no longer than 1m and bound with a string.</p>									
		Schedule	APR.	MAY	JUNE	JULY	AUG.	SEP.	OCT.	NOV.	DEC.	JAN.
	13-27	11-25	8-22	13-27	10-24	14-28	12-26	9-23	14-28	11-25	8-22	8-22
 <p>Non-burnable waste</p>	2nd and 4th Monday of every month	   <p>Ceramic/glass/metal items Electric appliances (less than 1m) Plastic items</p>	<p>Transparent or semi-transparent bags must be used.</p> <p>For bottles/cans of oil or paint, make sure contents are not left inside.</p> <p>Batteries must be removed from electric appliances.</p> <p>If the size of an item is more than 1m, it must be disposed as bulky waste.</p>									
		Schedule	APR.	MAY	JUNE	JULY	AUG.	SEP.	OCT.	NOV.	DEC.	JAN.
	13-27	11-25	8-22	13-27	10-24	14-28	12-26	9-23	14-28	11-25	8-22	8-22