

How to Sort and Dispose Garbage & 2023 Collection Schedule

Morioka Area ①

Rules for disposing garbage


- Please take your garbage to your designated collection site.
- Please dispose your garbage, following the collection schedule.
Take your garbage to the designated collection site by 8:30 a.m. on the collection day. The garbage put out on a wrong collection day or after the collection time will be left uncollected.
- Please ensure proper sorting and place garbage in a transparent or semi-transparent plastic bag.
The garbage without proper sorting will be left uncollected.

● **Recycle/Garbage Sort Out App Available!**


This App is for smartphones. You can check out “what date” the pickup is, and the “how to sort out ” what you want to throw away. Please use this useful App.
<Content examples of App>

- Alarm announces the collection date. (Rings either that day or the day before.)
- Calendar that shows the date of collection.
- "Sort Out Dictionary" where you can search what category each item belongs to.


Let's download !



iOS版



Android版








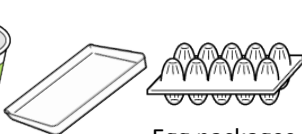
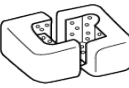

























CAUTION

How to dispose spray can and gas canister will change starting April 1st 2023.

- ① Make sure to use up the spray can/gas canister completely. (No need to open a hole.)
- ② Put the cans into a transparent/translucent bag.
- ③ Dispose them on designated day.

※ Do not mix with other garbage.

◆ The garbage you can dispose by taking to the collection site ◆ **Notice** No collecting services available from December 31st to January 2nd(from December 31st to January 3rd for plastic waste).

Types of Garbage	Collection day	Examples of Waste	How to Dispose																										
<div></div> <div>Plastic Containers and Packaging</div>	Every Friday	<p>Items with the  logo. Containers and packaging must be fairly clean and dry.</p> <div><div></div><div></div><div></div><div></div><div></div><div></div><div></div></div> <p>Bags for snacks Nets for fruits Containers for foods Egg packages</p> <p>Styrene form Bottles for cleanser , shampoo Caps and labels of PET bottle</p>	Transparent or semi-transparent bags must be used. Rinse or wipe off containers and packaging to remove the residue and dirt (dry off after rinsing). If price labels and product labels on containers and packaging don't come off easily, dispose those without peeling off. If items are with dirt not easily coming off or with too much dirt, dispose those items either as burnable waste (soft items) or as non-burnable waste (hard items).																										
<div></div> <div>Paper Waste</div>	2nd Wednesday of every month	<div><div></div><div></div><div></div></div> <p>Newspapers (also inserted flyers) Magazines/other paper (note pads , tissue boxes , calendars , Paper bags , copy paper, etc.) Cardboard</p>	Newspapers: Bind with a string or place them in a bag for recycling newspaper. Cardboard: Bind with a string. Do not use bags. Magazines/other papers: Bind with a string or place them in a paper bag/transparent or semi-transparent bag. Remove materials other than paper, such as plastic sheets.																										
		<table><tr><th>Schedule</th><th>APR.</th><th>MAY</th><th>JUNE</th><th>JULY</th><th>AUG.</th><th>SEP.</th><th>OCT.</th><th>NOV.</th><th>DEC.</th><th>JAN.</th><th>FEB.</th><th>MAR.</th></tr><tr><td></td><td>12</td><td>10</td><td>14</td><td>12</td><td>9</td><td>13</td><td>11</td><td>8</td><td>13</td><td>10</td><td>14</td><td>13</td></tr></table>	Schedule	APR.	MAY	JUNE	JULY	AUG.	SEP.	OCT.	NOV.	DEC.	JAN.	FEB.	MAR.		12	10	14	12	9	13	11	8	13	10	14	13	
Schedule	APR.	MAY	JUNE	JULY	AUG.	SEP.	OCT.	NOV.	DEC.	JAN.	FEB.	MAR.																	
	12	10	14	12	9	13	11	8	13	10	14	13																	
<div></div> <div>Glass Bottles/ Cans/ Plastic Bottles</div>	2nd and 4th Tuesdays of every month	<div><div></div><div></div><div></div></div> <p>Grass bottles Cans PET bottles</p>	Separate items into glass bottles, PET Bottles and cans. Place them in transparent or semi-transparent bags. Make sure to remove lids from glass bottles and dispose them as non-burnable waste. Rinse off the inside of bottles and cans.																										
		<table><tr><th>Schedule</th><th>APR.</th><th>MAY</th><th>JUNE</th><th>JULY</th><th>AUG.</th><th>SEP.</th><th>OCT.</th><th>NOV.</th><th>DEC.</th><th>JAN.</th><th>FEB.</th><th>MAR.</th></tr><tr><td></td><td>11・25</td><td>9・23</td><td>13・27</td><td>11・25</td><td>8・22</td><td>12・26</td><td>10・24</td><td>14・28</td><td>12・26</td><td>9・23</td><td>13・27</td><td>12・26</td></tr></table>	Schedule	APR.	MAY	JUNE	JULY	AUG.	SEP.	OCT.	NOV.	DEC.	JAN.	FEB.	MAR.		11・25	9・23	13・27	11・25	8・22	12・26	10・24	14・28	12・26	9・23	13・27	12・26	
Schedule	APR.	MAY	JUNE	JULY	AUG.	SEP.	OCT.	NOV.	DEC.	JAN.	FEB.	MAR.																	
	11・25	9・23	13・27	11・25	8・22	12・26	10・24	14・28	12・26	9・23	13・27	12・26																	
<div></div> <div>Spray Cans/ Gas Canisters</div>	Every Monday and Thursday	<div><div></div><div></div><div></div><div></div></div> <p>Hair spray Paint spray Insecticide Gas Canisters</p>	Make sure to use up the cans completely.(No need to open a hole.) Put the spray cans and gas canisters only into a transparent/translucent bag. Collection is on the same day as combustible wastes but do not mix them with burnable garbage. You need to separate the bags. ※ Please consult with the Recycling Promotion Division if you can not empty the cans.																										
<div></div> <div>Burnable Waste</div>	Every Monday and Thursday	<div><div></div><div></div><div></div><div></div><div></div></div> <p>Kitchen scraps Tree branches and wood scraps Paper scraps Aluminum foil Rubber /clothing/leather items</p>	Drain kitchen scraps of water fully. Transparent or semi-transparent bags must be used. Futons and carpets must be folded into a bundle no longer than 1m and bound with a string.																										
<div></div> <div>Non-Burnable Waste</div>	1st and 3rd Tuesdays of every month	<div><div></div><div></div><div></div></div> <p>Ceramic/glass/metal items Electric appliances(less than 1m) Plastic items</p>	Transparent or semi-transparent bags must be used. For bottles/cans of oil or paint, make sure contents are not left inside. Batteries must be removed from electric appliances. If the size of an item is more than 1m, it must be disposed as bulky waste.																										
		<table><tr><th>Schedule</th><th>APR.</th><th>MAY</th><th>JUNE</th><th>JULY</th><th>AUG.</th><th>SEP.</th><th>OCT.</th><th>NOV.</th><th>DEC.</th><th>JAN.</th><th>FEB.</th><th>MAR.</th></tr><tr><td></td><td>4・18</td><td>2・16</td><td>6・20</td><td>4・18</td><td>1・15</td><td>5・19</td><td>3・17</td><td>7・21</td><td>5・19</td><td>16</td><td>6・20</td><td>5・19</td></tr></table>	Schedule	APR.	MAY	JUNE	JULY	AUG.	SEP.	OCT.	NOV.	DEC.	JAN.	FEB.	MAR.		4・18	2・16	6・20	4・18	1・15	5・19	3・17	7・21	5・19	16	6・20	5・19	
Schedule	APR.	MAY	JUNE	JULY	AUG.	SEP.	OCT.	NOV.	DEC.	JAN.	FEB.	MAR.																	
	4・18	2・16	6・20	4・18	1・15	5・19	3・17	7・21	5・19	16	6・20	5・19																	