

How to Sort and Dispose Garbage & 2025 Collection Schedule

Morioka Area ⑨

Rules for disposing garbage

- Please take your garbage to your designated collection site.
- Please dispose your garbage, following the collection schedule.
Take your garbage to the designated collection site by 8:30 a.m. on the collection day. The garbage put out on a wrong collection day or after the collection time will be left uncollected.
- Please ensure proper sorting and place garbage in a transparent or semi-transparent bags.
The garbage without proper sorting will be left uncollected.

● Recycle/Garbage Sort Out App Available!

This App is for smartphones. You can check out “what date” the pickup is, and the “how to sort out ” what you want to throw away. Please use this useful App.

<Content examples of App>

- Alarm announces the collection date. (Rings either that day or the day before.)
- Calendar that shows the date of collection.
- "Sort Out Dictionary" where you can search what category each item belongs to.

Let's download !



iOS版



Android版






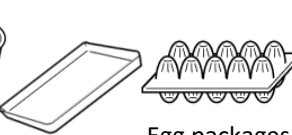
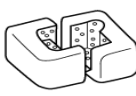



























- CAUTION
- Rechargeable batteries such as lithium-ion batteries may generate heat or catch fire when subjected to strong force or impact.
 - Please take batteries and mobile batteries with a recycle mark to a JBRC collection partner store (such as an electronics store).
 - For items without a recycling mark or items that have expanded, please contact the Recycling Promotion Division.

◆ The garbage you can dispose by taking to the collection site ◆

Notice

No collection on Dec. 31st , Feb. 11th.
Irregular collection on Dec. 30th , Feb. 12th.
Collection of Dec. 30th is burnable waste only.

| Types of Garbage | Collection day | Examples of Waste | How to Dispose |
|--|--|---|---|
|  Plastic Containers and Packaging | Every Wednesday(Once a week collection for all wastes) | Items with the  logo. Containers and packaging must be fairly clean and dry.  Bags for snacks  Nets for fruits  Containers for foods  Egg packages  Styrene form  Bottles for cleanser , shampoo  Caps and labels of PET bottle | Transparent or semi-transparent bags must be used. Rinse or wipe off containers and packaging to remove the residue and dirt (dry off after rinsing). If price labels and product labels on containers and packaging don't come off easily, dispose those without peeling off. If items are with dirt not easily coming off or with too much dirt, dispose those items either as burnable waste (soft items) or as non-burnable waste (hard items). |
|  Paper Waste | |  Newspapers (also inserted flyers)  Magazines/other paper (note pads , tissue boxes , calendars , Paper bags , copy paper, etc.)  Cardboard | Newspapers: Bind with a string or place them in a bag for recycling newspaper. Cardboard: Bind with a string. Do not use bags. Magazines/other papers: Bind with a string or place them in a paper bag/transparent or semi-transparent bag. Remove materials other than paper, such as plastic sheets. |
|  Glass Bottles/Cans/Plastic Bottles | |  Grass bottles  Cans  PET bottles | Separate items into glass bottles, PET Bottles and cans. Place them in transparent or semi-transparent bags. Make sure to remove lids from glass bottles and dispose them as non-burnable waste. Rinse off the inside of bottles and cans. |
|  Spray Cans/Gas Canisters | |  Hair spray  Paint spray  Insecticide  Gas Canisters | Make sure to use up the cans completely.(No need to open a hole.) Remove the cap and place only the main body of the spray can/gas canister in a transparent or semi-transparent bags. Collection is on the same day as combustible wastes but do not mix them with burnable garbage. You need to separate the bags. ※If you cannot use up the contents,please consult the Recycling Promotion Division. |
|  Burnable Waste | |  Kitchen scraps  Tree branches and wood scraps  Paper scraps  Aluminum foil  Rubber /clothing/leather items | Drain kitchen scraps of water fully. Transparent or semi-transparent bags must be used. Futons and carpets must be folded into a bundle no longer than 1m and bound with a string. |
|  Non-Burnable Waste | |  Ceramic/glass/metal items  Electric appliances(less than 1m)  Plastic items | Transparent or semi-transparent bags must be used. For bottles/cans of oil or paint, make sure contents are not left inside. Batteries must be removed from electric appliances. If the size of an item is more than 1m, it must be disposed as bulky waste. |